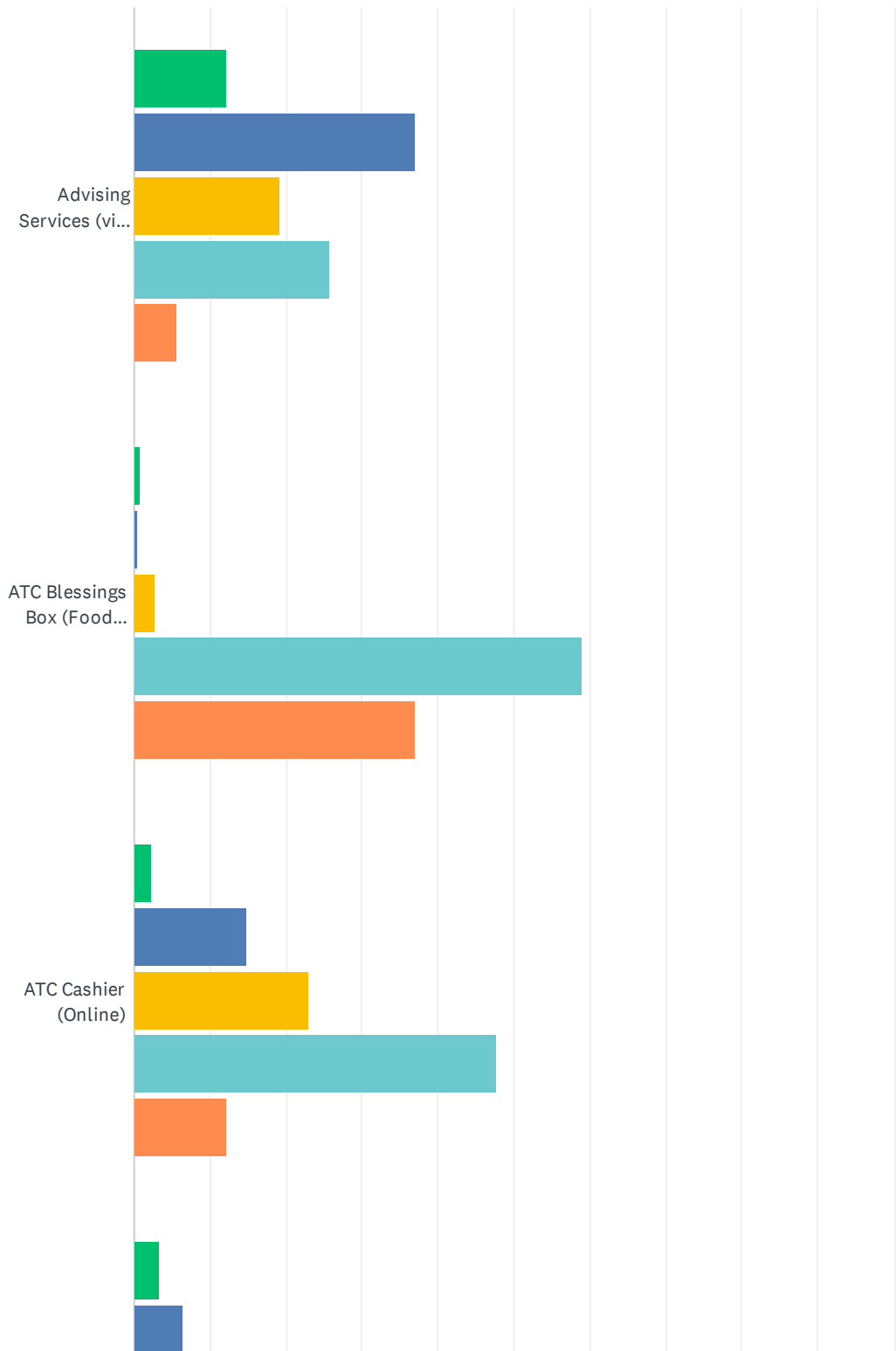
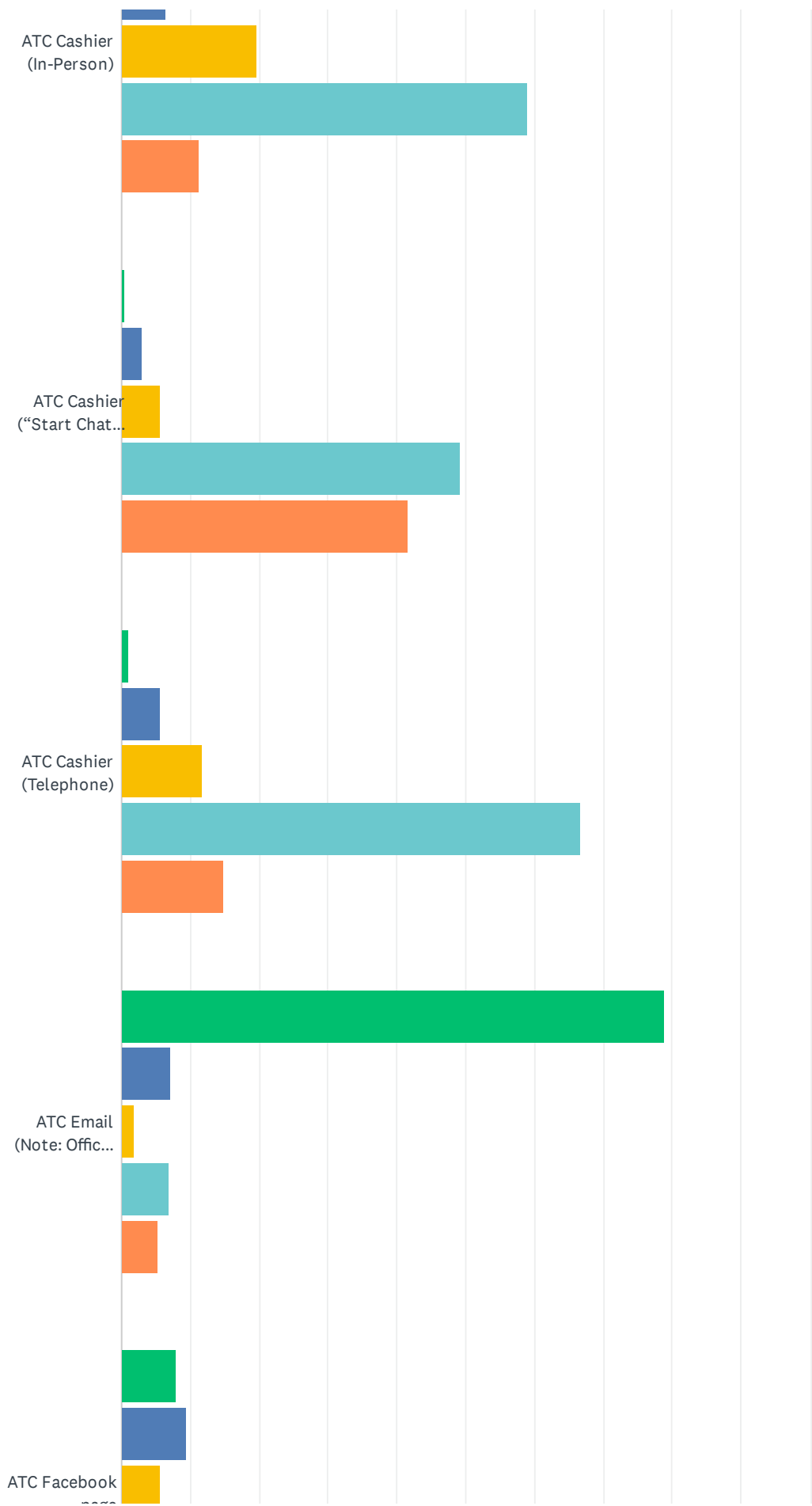


Q1 How often have you engaged with or used the following free services this semester? (Note that some Student Clubs might require a membership fee, but these are frequently covered through fundraising activities.)

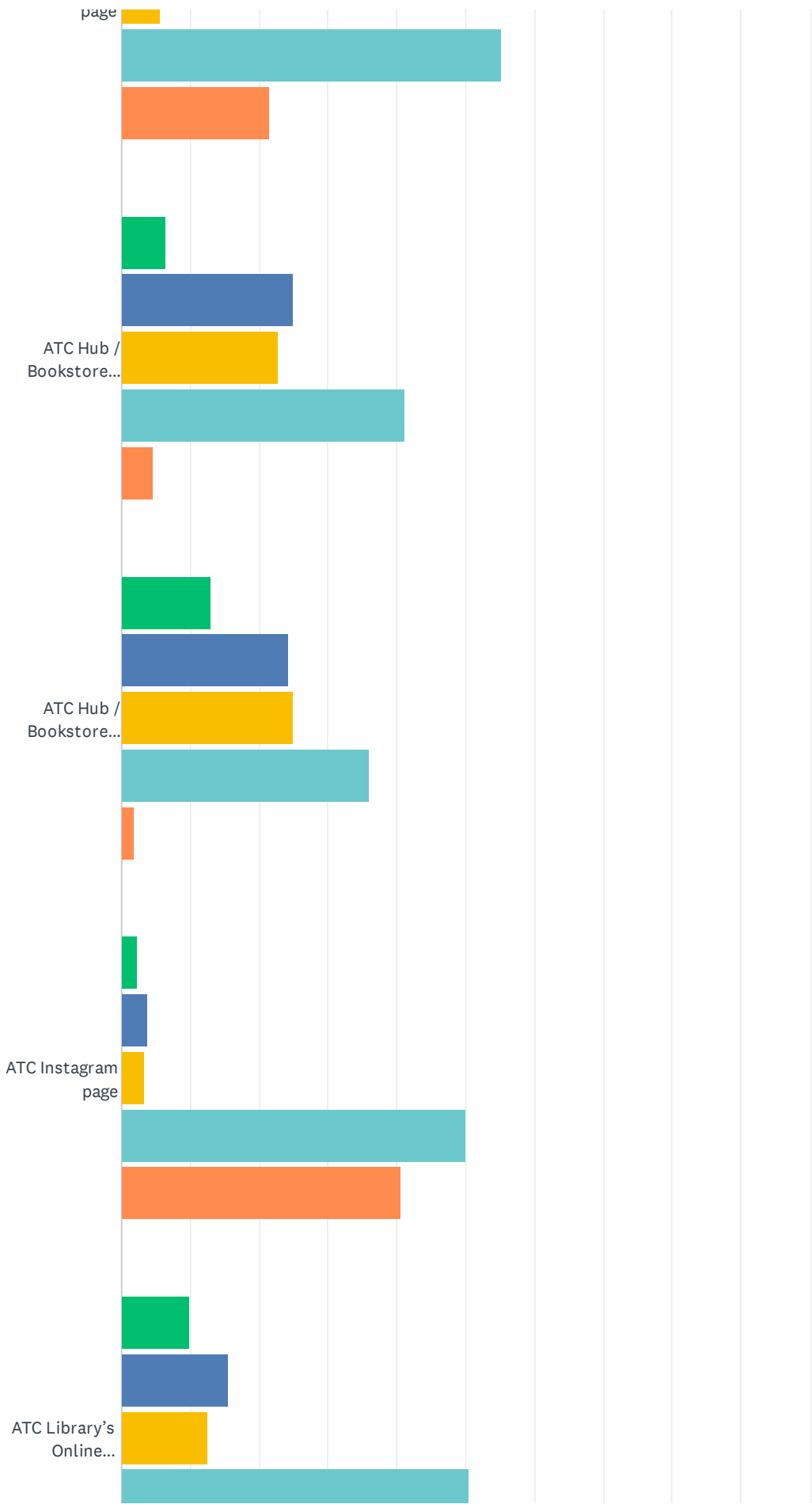
Answered: 264 Skipped: 0



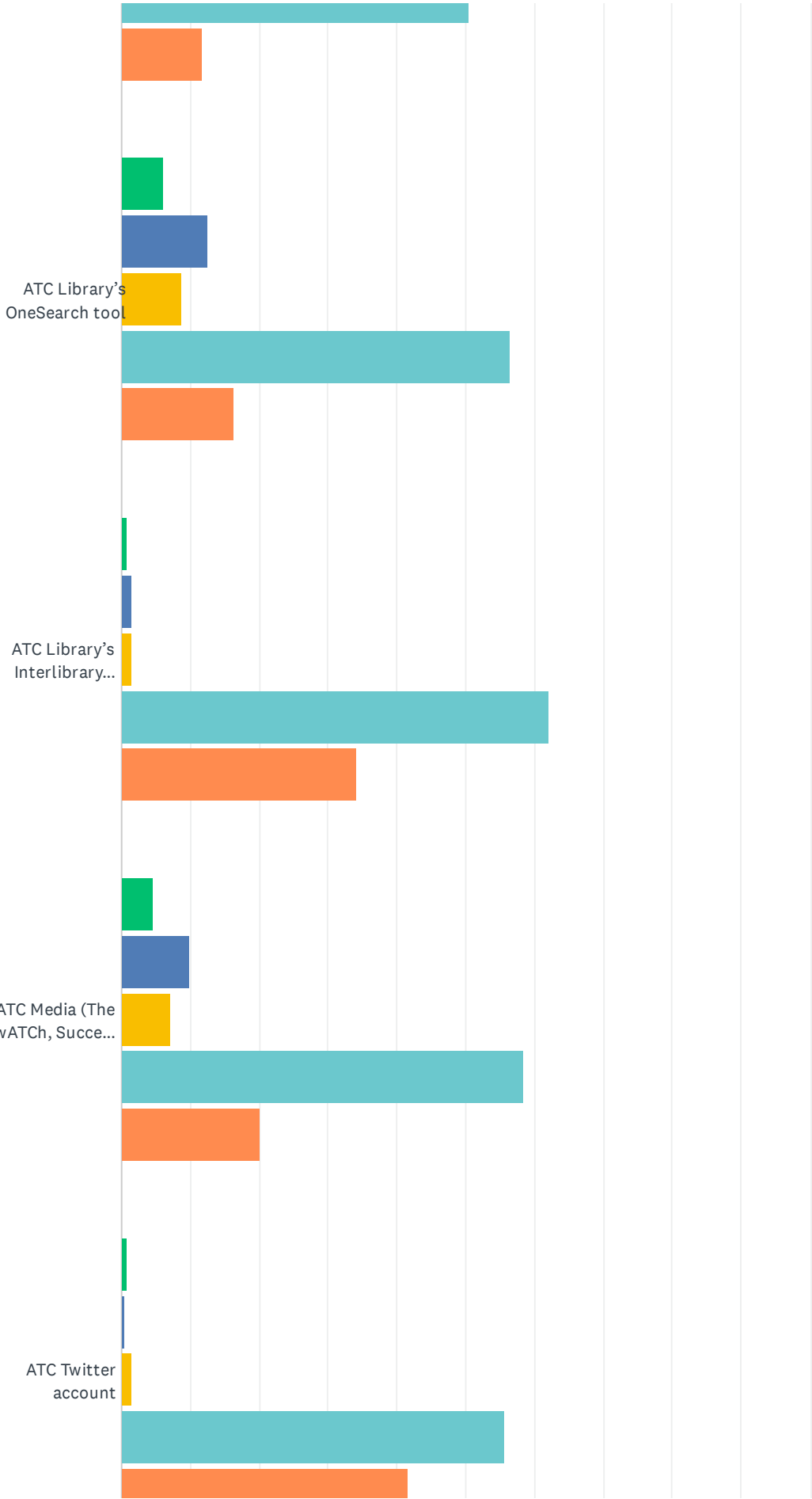
Student Awareness & Utilization Survey (Fall 2020)



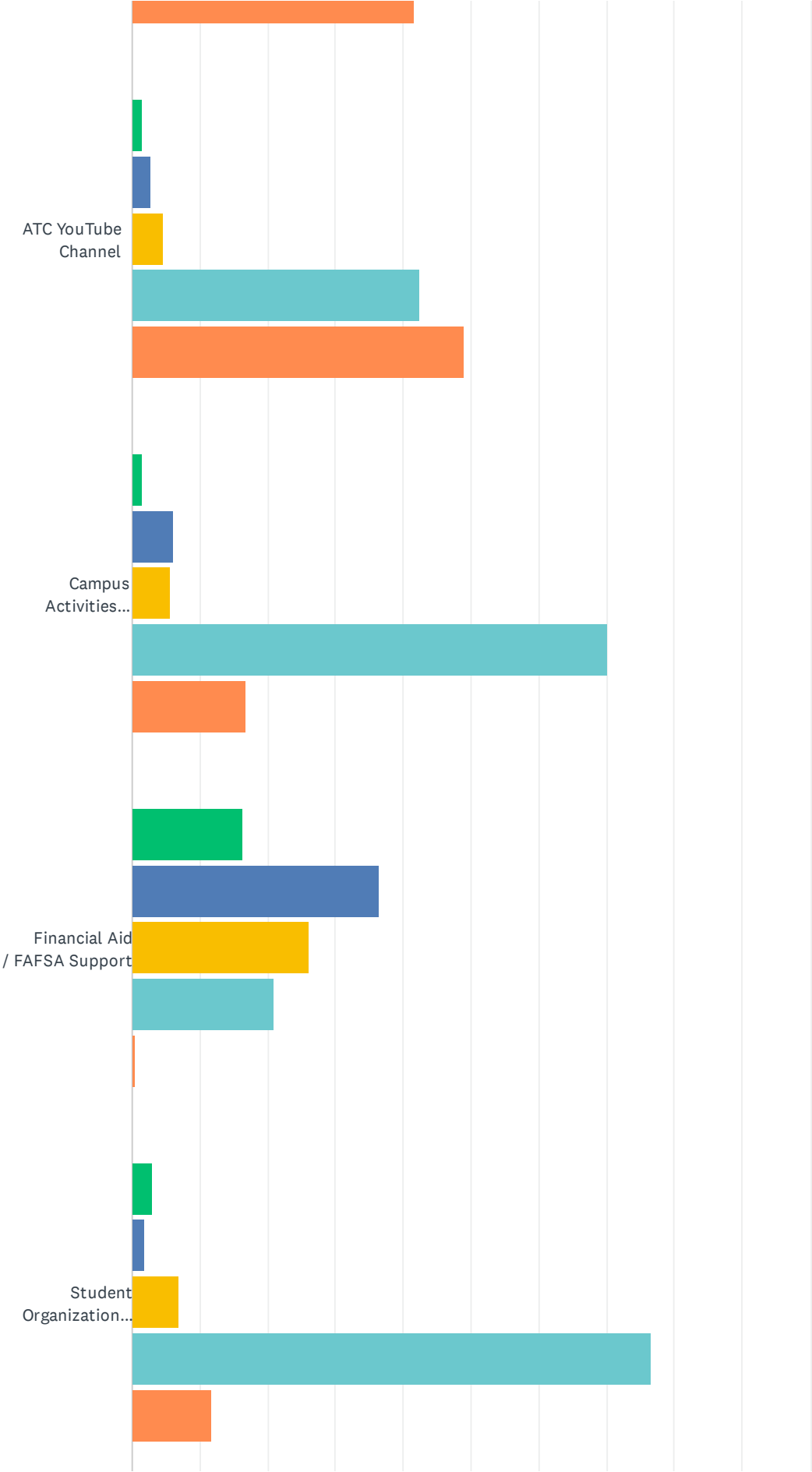
Student Awareness & Utilization Survey (Fall 2020)



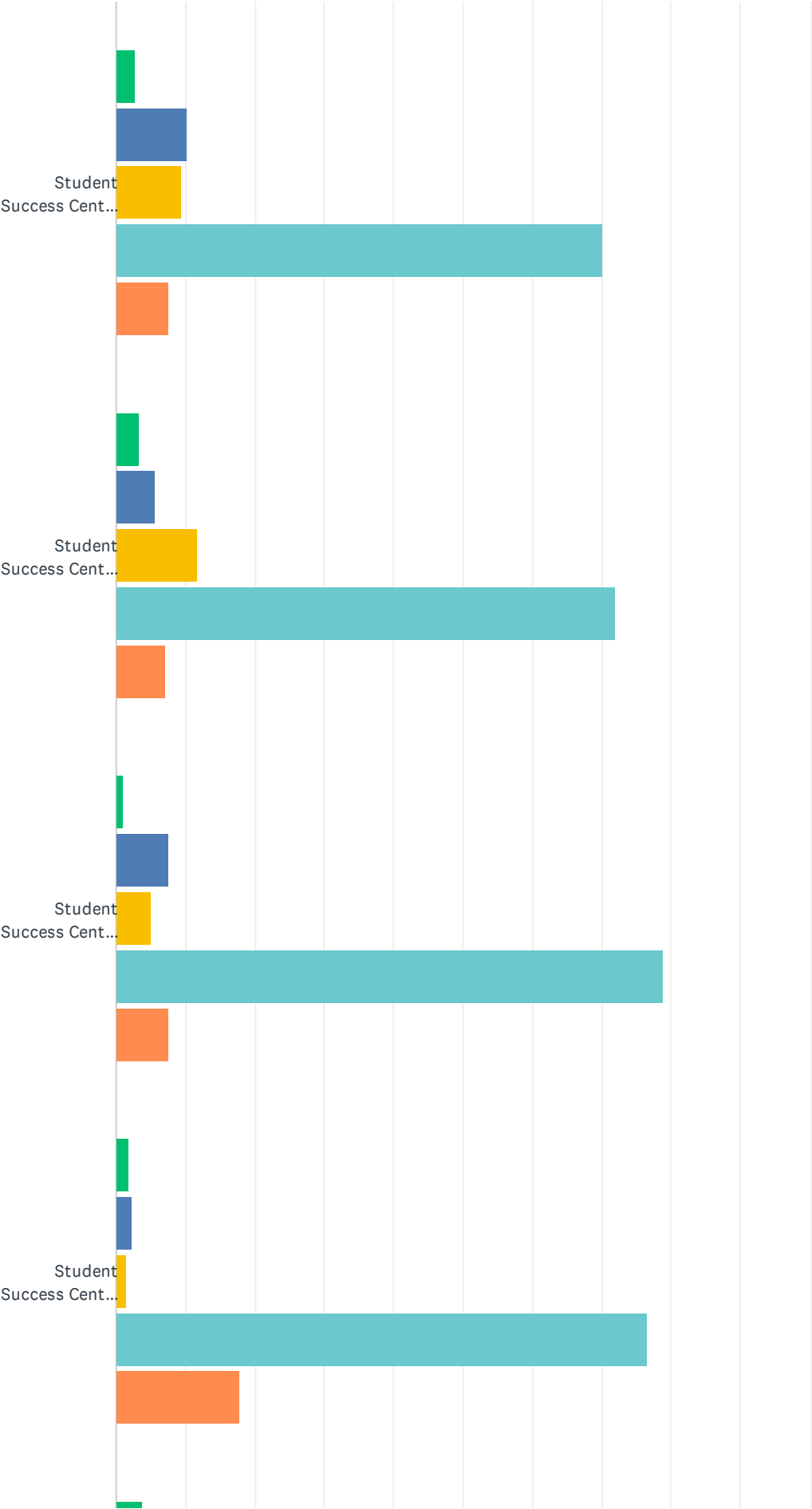
Student Awareness & Utilization Survey (Fall 2020)



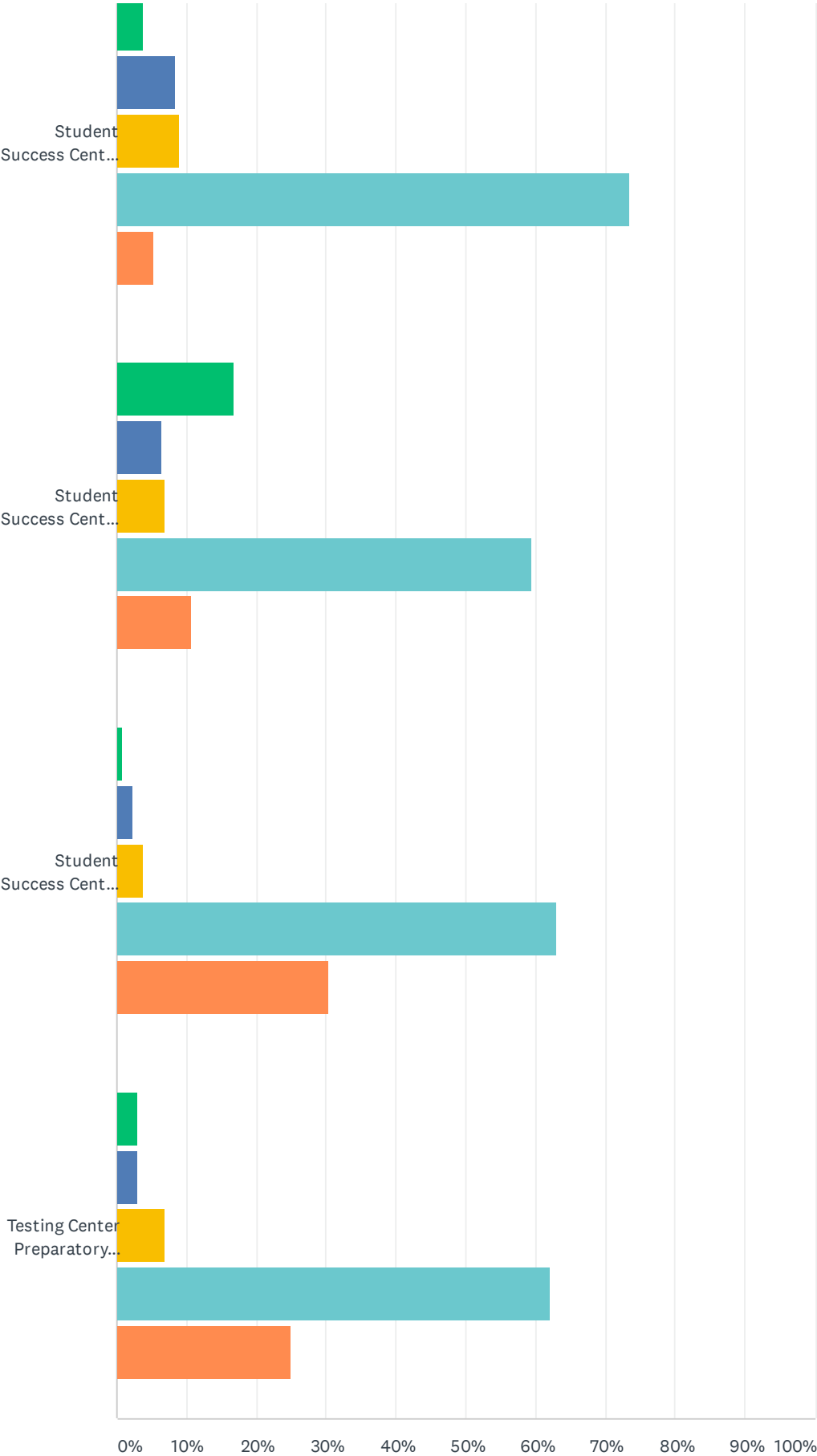
Student Awareness & Utilization Survey (Fall 2020)



Student Awareness & Utilization Survey (Fall 2020)



Student Awareness & Utilization Survey (Fall 2020)



Student Awareness & Utilization Survey (Fall 2020)

 5 or more times  2-4 times  1 time  Aware of but not used
 Unaware of this service

Student Awareness & Utilization Survey (Fall 2020)

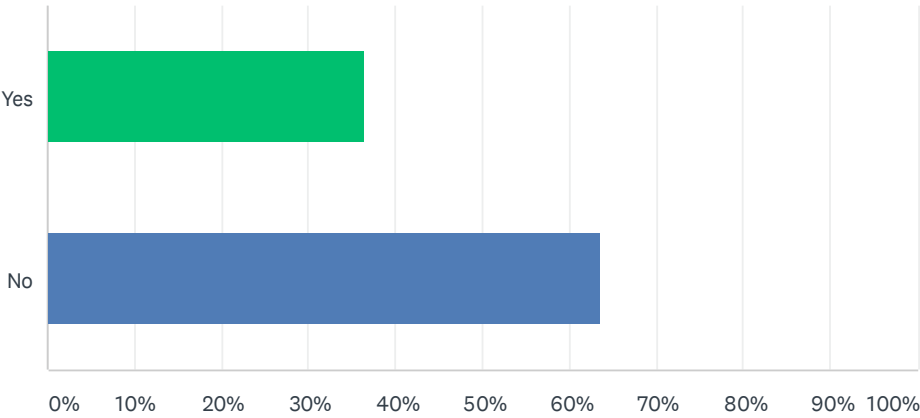
	5 OR MORE TIMES	2-4 TIMES	1 TIME	AWARE OF BUT NOT USED	UNAWARE OF THIS SERVICE	TOTAL	WEIGHTED AVERAGE
Advising Services (via the Enrollment Center – Online or In-Person)	12.12% 32	37.12% 98	19.32% 51	25.76% 68	5.68% 15	264	2.76
ATC Blessings Box (Food Pantry)	0.76% 2	0.38% 1	2.65% 7	59.09% 156	37.12% 98	264	4.31
ATC Cashier (Online)	2.27% 6	14.77% 39	23.11% 61	47.73% 126	12.12% 32	264	3.53
ATC Cashier (In-Person)	3.41% 9	6.44% 17	19.70% 52	59.09% 156	11.36% 30	264	3.69
ATC Cashier (“Start Chat” chat box)	0.38% 1	3.03% 8	5.68% 15	49.24% 130	41.67% 110	264	4.29
ATC Cashier (Telephone)	1.14% 3	5.68% 15	11.74% 31	66.67% 176	14.77% 39	264	3.88
ATC Email (Note: Office 365 Education can be downloaded for free via MyATC’s Portal/Email)	78.79% 208	7.20% 19	1.89% 5	6.82% 18	5.30% 14	264	1.53
ATC Facebook page	7.95% 21	9.47% 25	5.68% 15	55.30% 146	21.59% 57	264	3.73
ATC Hub / Bookstore (Online)	6.44% 17	25.00% 66	22.73% 60	41.29% 109	4.55% 12	264	3.13
ATC Hub / Bookstore (In-Person)	12.88% 34	24.24% 64	25.00% 66	35.98% 95	1.89% 5	264	2.90
ATC Instagram page	2.27% 6	3.79% 10	3.41% 9	50.00% 132	40.53% 107	264	4.23
ATC Library’s Online Databases & EBooks	9.85% 26	15.53% 41	12.50% 33	50.38% 133	11.74% 31	264	3.39
ATC Library’s OneSearch tool	6.06% 16	12.50% 33	8.71% 23	56.44% 149	16.29% 43	264	3.64
ATC Library’s Interlibrary Loan or Pascal Delivers	0.76% 2	1.52% 4	1.52% 4	62.12% 164	34.09% 90	264	4.27
ATC Media (The wATCh, Success E-Newsletter, etc.)	4.55% 12	9.85% 26	7.20% 19	58.33% 154	20.08% 53	264	3.80
ATC Twitter account	0.76% 2	0.38% 1	1.52% 4	55.68% 147	41.67% 110	264	4.37
ATC YouTube Channel	1.52% 4	2.65% 7	4.55% 12	42.42% 112	48.86% 129	264	4.34
Campus Activities (Campus Connections, Dynamic Dialogues, etc.)	1.52% 4	6.06% 16	5.68% 15	70.08% 185	16.67% 44	264	3.94
Financial Aid / FAFSA Support	16.29% 43	36.36% 96	26.14% 69	20.83% 55	0.38% 1	264	2.53
Student Organizations (Campus Ambassadors, Student Government, clubs, etc.)	3.03% 8	1.89% 5	6.82% 18	76.52% 202	11.74% 31	264	3.92
Student Success Center Academic Coaching	2.65% 7	10.23% 27	9.47% 25	70.08% 185	7.58% 20	264	3.70
Student Success Center Career Services	3.41%	5.68%	11.74%	71.97%	7.20%		

Student Awareness & Utilization Survey (Fall 2020)

	9	15	31	190	19	264	3.74
Student Success Center Counseling Services	1.14% 3	7.58% 20	4.92% 13	78.79% 208	7.58% 20	264	3.84
Student Success Center Disability & Accommodations Services	1.89% 5	2.27% 6	1.52% 4	76.52% 202	17.80% 47	264	4.06
Student Success Center Tutoring Services (Online or In-Person)	3.79% 10	8.33% 22	9.09% 24	73.48% 194	5.30% 14	264	3.68
Student Success Center Workshops (via Blackboard SSC Tab, Social Media, or in-person)	16.67% 44	6.44% 17	6.82% 18	59.47% 157	10.61% 28	264	3.41
Student Success Center "Start Chat" chat box	0.76% 2	2.27% 6	3.79% 10	62.88% 166	30.30% 80	264	4.20
Testing Center Preparatory Materials	3.03% 8	3.03% 8	6.82% 18	62.12% 164	25.00% 66	264	4.03

Q2 Have you ever applied for an ATC Foundation grant/scholarship?

Answered: 264 Skipped: 0



ANSWER CHOICES	RESPONSES	
Yes	36.36%	96
No	63.64%	168
TOTAL		264